




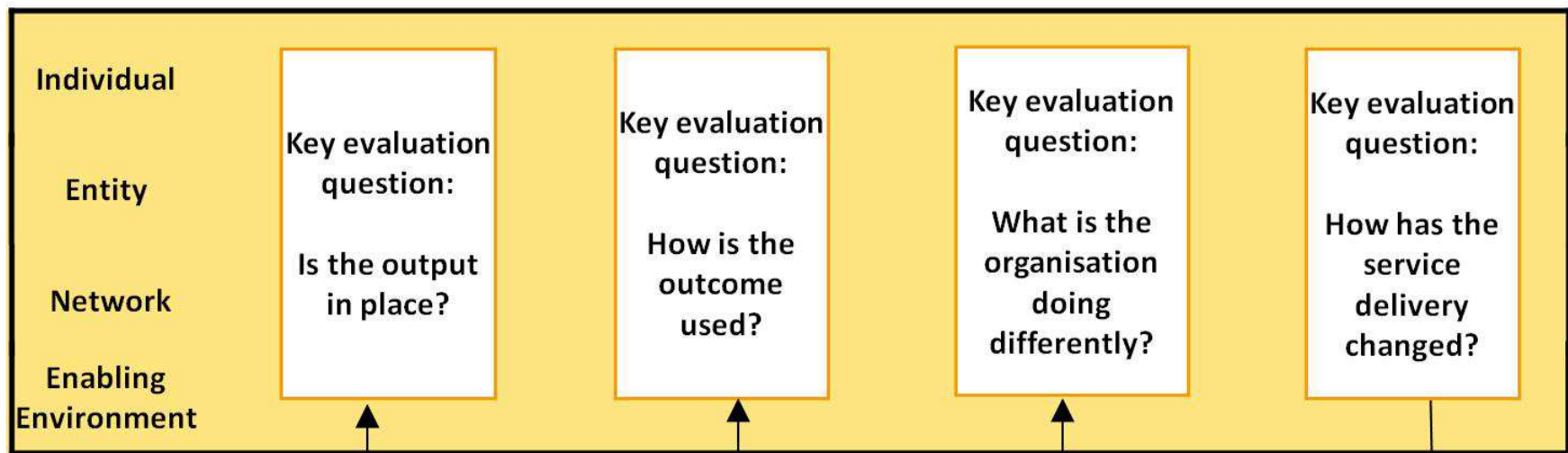
# Application of the Capacity Development Evaluation (CDE) Framework in the Design Phase

Fiona Kotvojs: [fiona.kotvojs@bigpond.com](mailto:fiona.kotvojs@bigpond.com) and  
Rosalind Hurworth: [r.hurworth@unimelb.edu.au](mailto:r.hurworth@unimelb.edu.au)

Kurrajong Hill, Dignams Creek, Narooma 2546 NSW

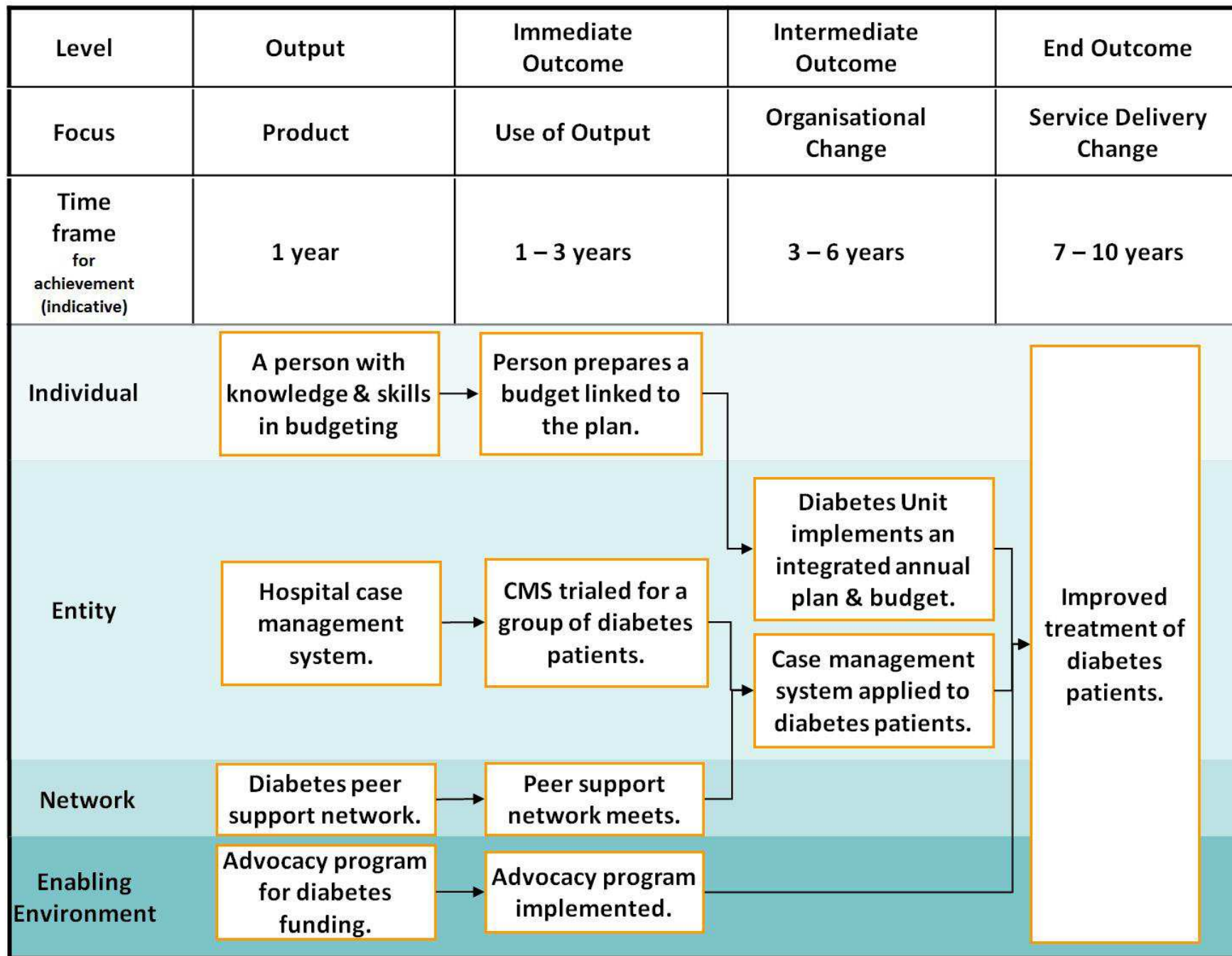


Level	Output	Immediate Outcome	Intermediate Outcome	End Outcome
Focus	Product	Use of Output	Organisational Change	Service Delivery Change
Time frame for achievement (indicative)	1 year	1 – 3 years	3 – 6 years	7 – 10 years

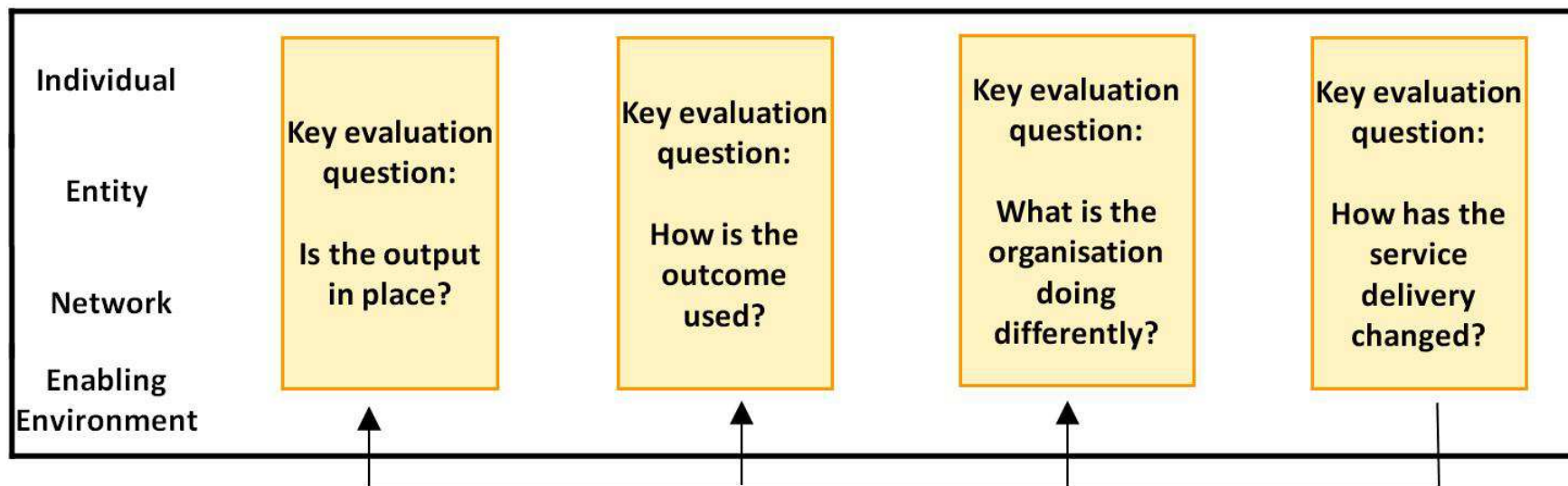


If achieved, why? If not, why not?

Risk				
Picture of success				



Level	Output	Immediate Outcome	Intermediate Outcome	End Outcome
Focus	Product	Use of Output	Organisational Change	Service Delivery Change
Time frame for achievement (indicative)	1 year	1 – 3 years	3 – 6 years	7 – 10 years




If achieved, why? If not, why not?

Risk				
Picture of success				

# Methodology

## Three stages

- Requirements
- Design
  - Two programs
  - Semi-structured interviews & documents
  - All stakeholder groups
- Implementation (M&E)

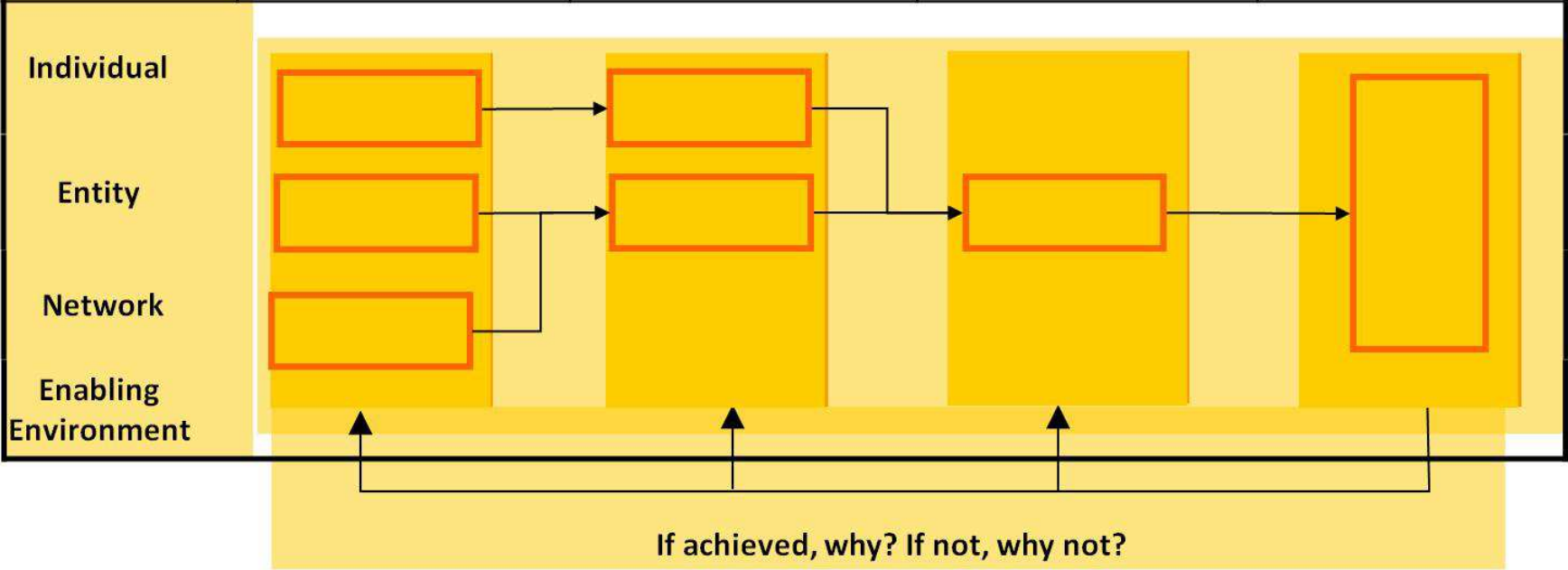


# Criteria

- Simple
  - Easy to use
  - Flexible
  - Participative
  - Integration of M&E
  - Realistic resource requirement
  - Realistic time requirement
  - Rigorous
  - Use of findings
  - Expertise
  - Reporting
- Yes**
- Unknown**



<b>Level</b>	<b>Output</b>	<b>Immediate Outcome</b>	<b>Intermediate Outcome</b>	<b>End Outcome</b>
<b>Focus</b>	<b>Product</b>	<b>Use of Output</b>	<b>Organisational Change</b>	<b>Service Delivery Change</b>
<b>Time frame for achievement (indicative)</b>	<b>1 year</b>	<b>1 – 3 years</b>	<b>3 – 6 years</b>	<b>7 – 10 years</b>



<b>Risk</b>				
<b>Picture of success</b>				

# Future

- Will any framework do?
- What did the 'subjects' do?
- Implications for evaluations of
  - Any initiative
  - Capacity development
- Implementation

