

Australia's Regional Natural Resource Management Bodies Evaluation Cultures

Lucy Richardson

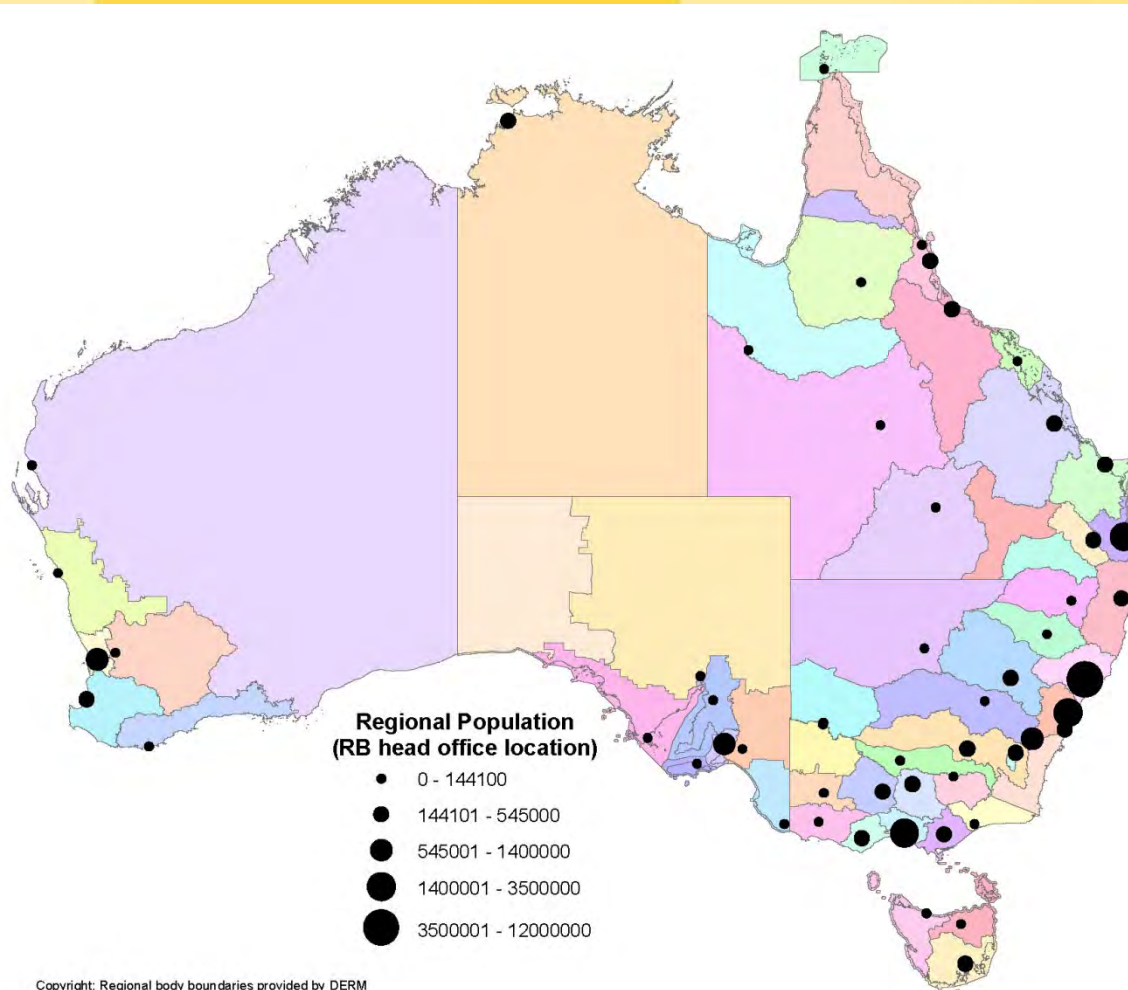

Postgraduate Research Student

University of Southern Queensland and
Condamine Alliance

Today's Presentation

- Australia's 56 Regional Bodies
- The survey: aims and topics
- The methodology
- The findings
- The learnings: An evaluation of evaluation

Australia's 56 Regional Bodies



Copyright: Regional body boundaries provided by DERM

The Survey: Aims

To determine:

- Similarities and differences for context
- Barriers and satisfaction for consideration
- Evaluation hierarchy alignment for status
- Evaluation culture for evolution

The Survey: Topics

Possible monitoring and evaluation process: 0 1 2 3 4 5 6 7 8 9 10

34 Assessment of appropriateness of site selection against the project purpose

35 Assessment of cumulative impact of multiple projects within a program (e.g. effect of all water projects on the region's water quality)

36 Assessment of the need for individual projects

37 Assessment of the need for the program (i.e. the cumulative suite of projects such as water quality projects mentioned in Question 35)

Please indicate your organisation's level of satisfaction with its current monitoring and evaluation practices where 0 indicates no satisfaction and 10 indicates practices are considered highly effective and appropriate. Please select -1 where the practice is not applicable.

Monitoring and evaluation practice: -1 0 1 2 3 4 5 6 7 8 9 10

38 Assessment of project impacts on water quality and waterway health

39 Assessment of project impacts on biodiversity and habitat health

40 Assessment of project impacts on land condition and soil health

41 Assessment of the social impacts of projects

42 Assessment of the economic impacts of projects

43 Other assessment (please specify)

44 If you wish to provide further comment on your organisation's region's monitoring and evaluation processes and practices, please do so in the box below:

Question 7 email: lucy.richardson@cootemimbleinc.com.au or telephone (412) 982 137 Page 4 of 7

in assisting with and 10 indicates

7 8 9 10

Partnerships in your

receive to improve

yes?

rganisations can of contribution of 0 indicates no

7 8 9 10

of one paragraph

Question 7 email: lucy.richardson@cootemimbleinc.com.au or telephone (412) 982 137 Page 5 of 7

Question 7 email: lucy.richardson@cootemimbleinc.com.au or telephone (412) 982 137 Page 6 of 7

Question 7 email: lucy.richardson@cootemimbleinc.com.au or telephone (412) 982 137 Page 7 of 7

- Drivers
- Barriers
- Current practices
- Satisfaction
- Partnerships
- Contribution types
- Planned changes

The Methodology: Survey Design

- Literature review
 - Development of themes and relationships
 - Identification of topic lists and detail
- Survey design advice
 - Question types
 - Scales
 - Layout
- Engagement consideration
- Ethics approval

The Methodology: Data collection

- Demographic data:
 - 2007-2008 Annual Reports
 - Website where necessary
- Survey:
 - PDF form sent to nominated staff member
 - Automatic email response submission
- Analysis:
 - Collation in Excel using PDF forms
 - Analysis using SPSS and Excel

The Methodology: Engagement

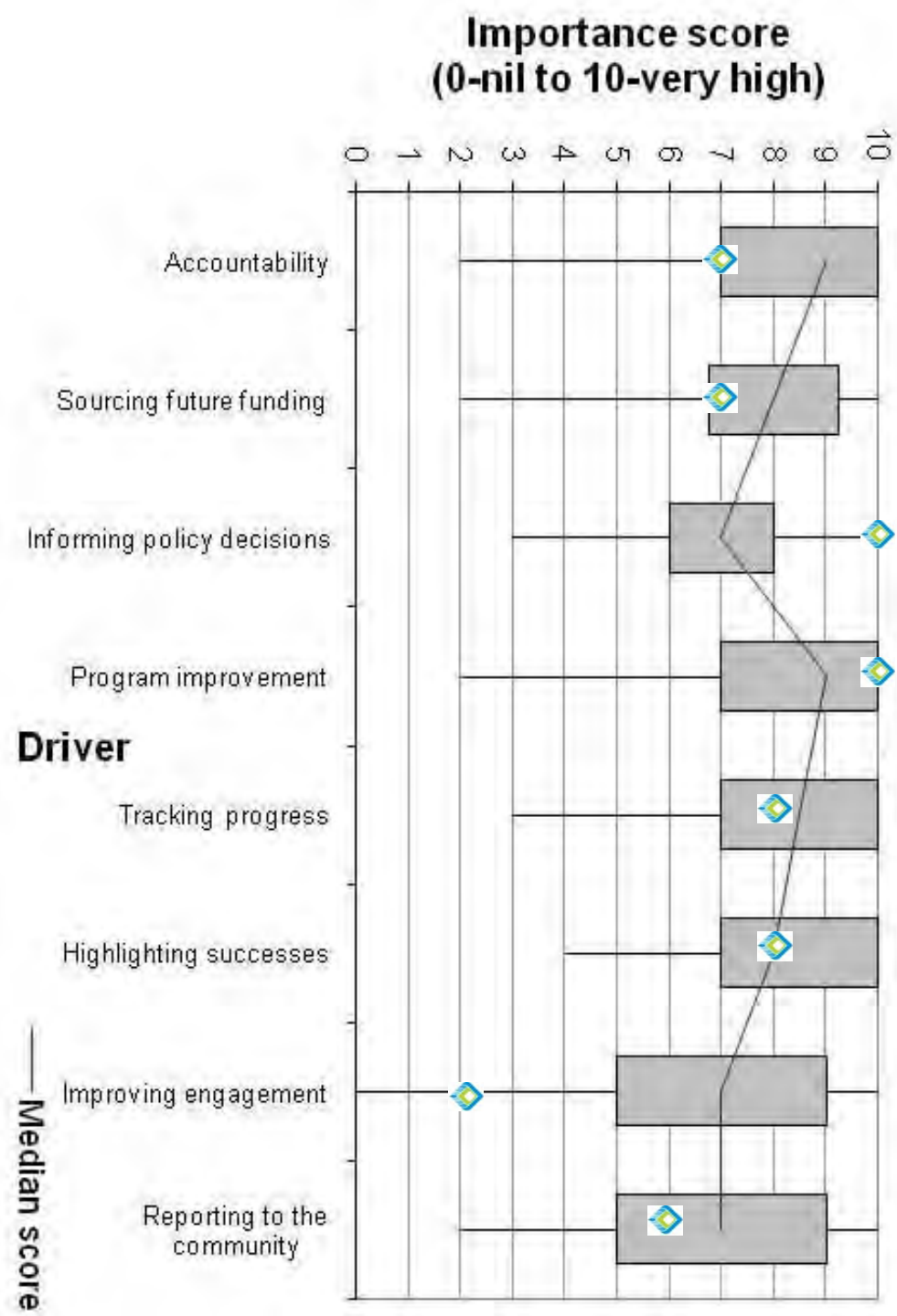
- Survey response 64% (36 out of 56)
 - Used insider position
 - Initial contacts from web/phone
 - Invitations to all CEOs with reminders
 - Surveys to nominated staff with reminders
 - Phone call follow-up if required
- Findings report promised to recipients with confidentiality ensured

The Methodology: Analysis

SPSS and Excel:

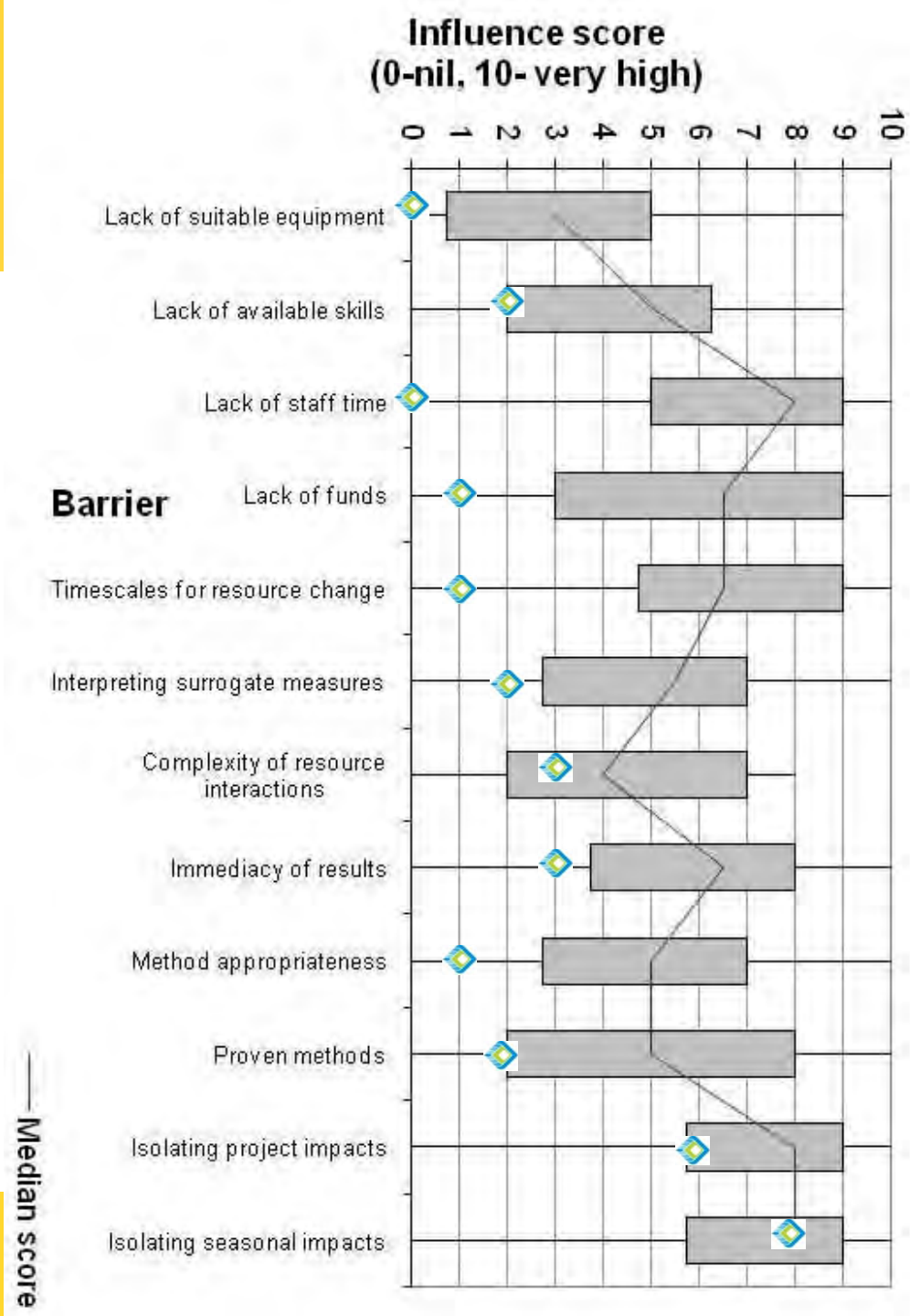
- Non-parametric analyses
- Evaluation hierarchy
(Rossi, Lipsey and Freeman (cited in Sharp 2005, p28))
 - Current practice alignment
- Actual evaluation model
(Osborne et al, 1995)
 - Current practice alignment
- Expected evaluation model
(Osborne et al, 1995)
 - Driver alignment

The Findings: Drivers of Evaluation

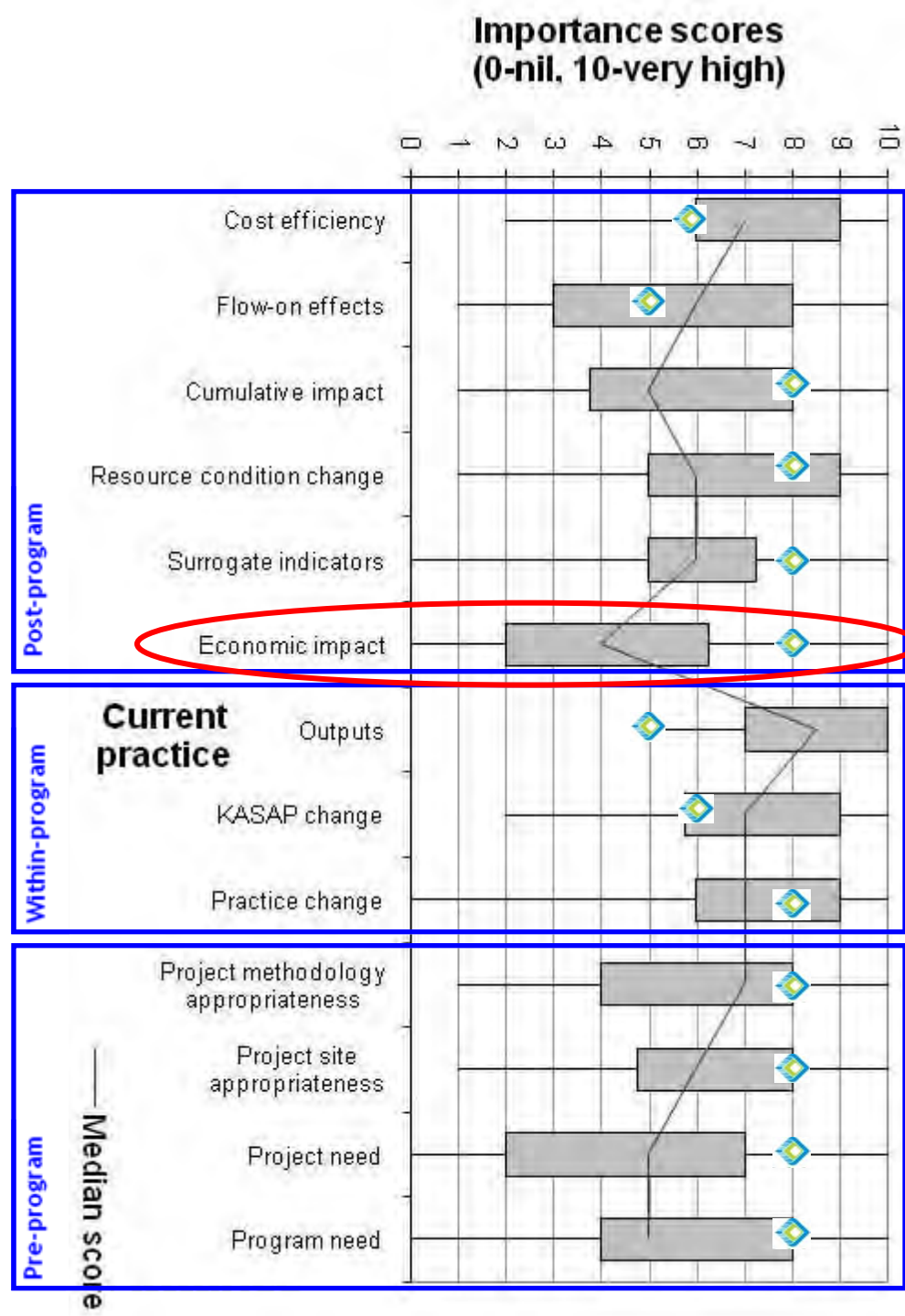


The Findings: Barriers to Evaluation

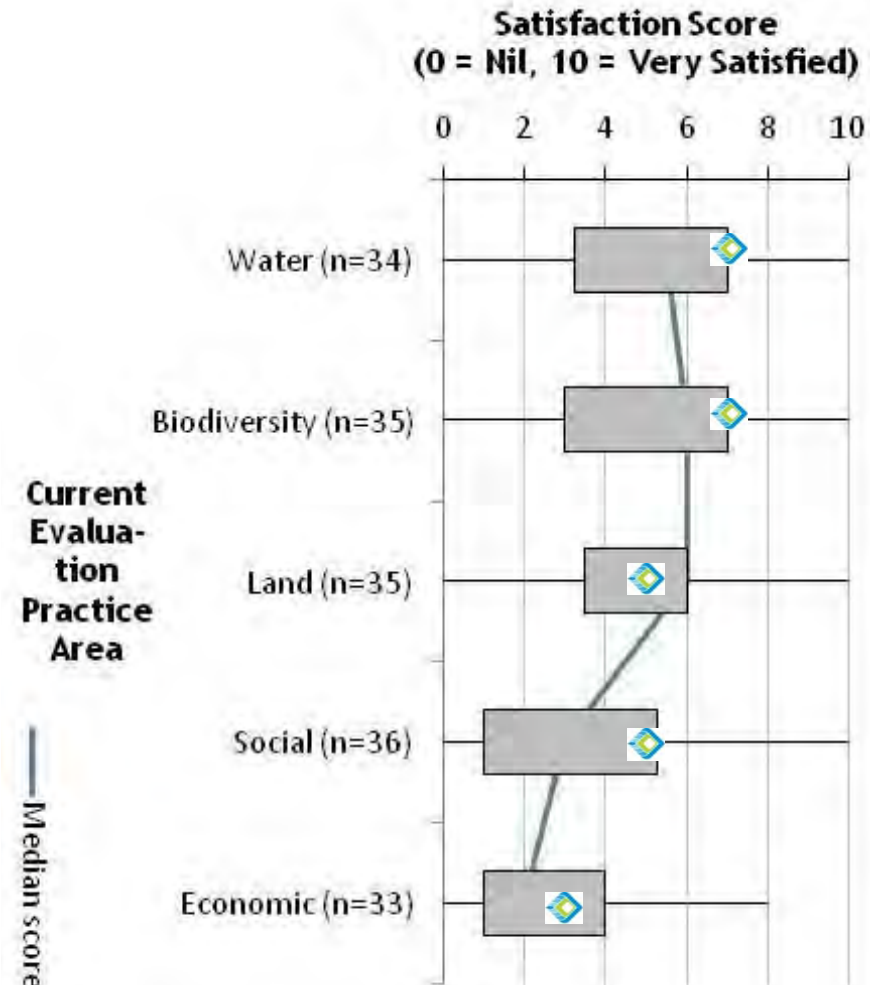
Lucy Richardson, Postgraduate Research Student



The Findings: Current Evaluation Practices

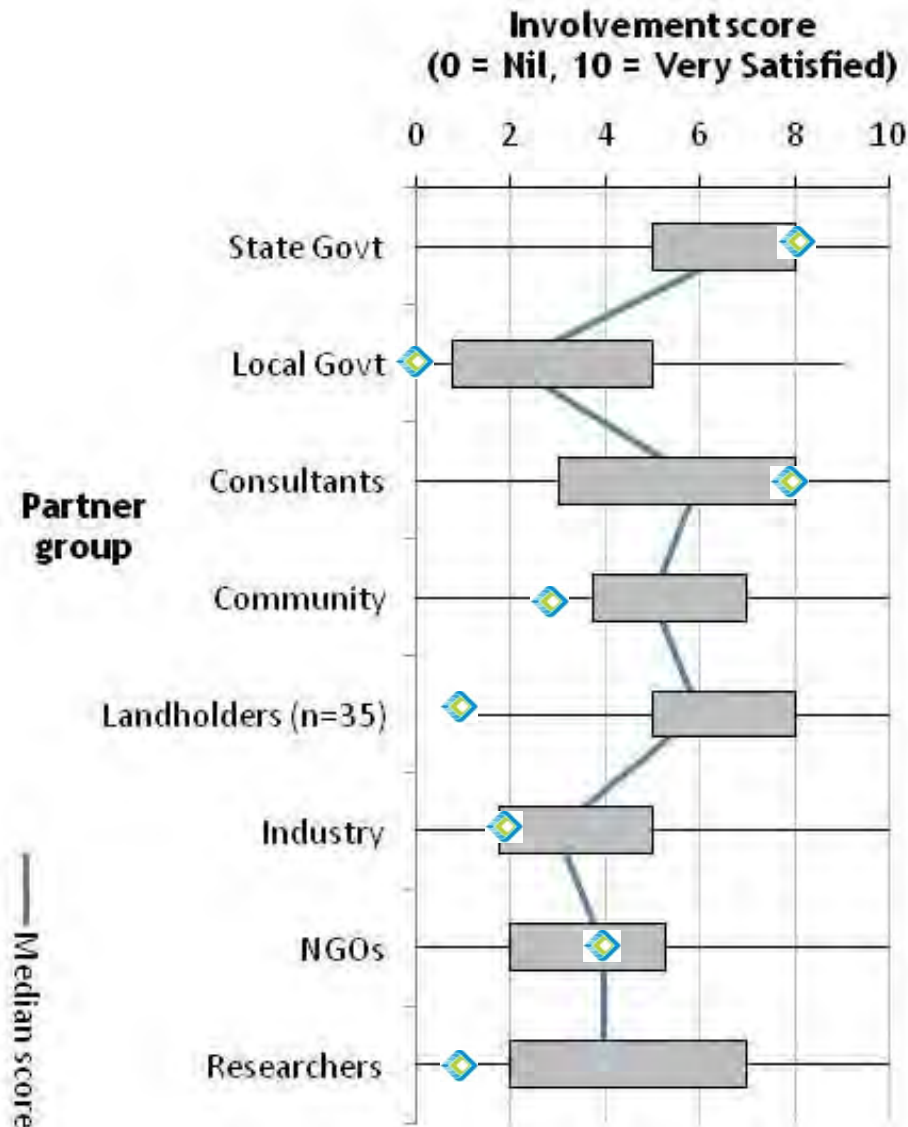


The Findings: Satisfaction with Current Evaluation Practices



The Findings: Monitoring and Evaluation Partnerships

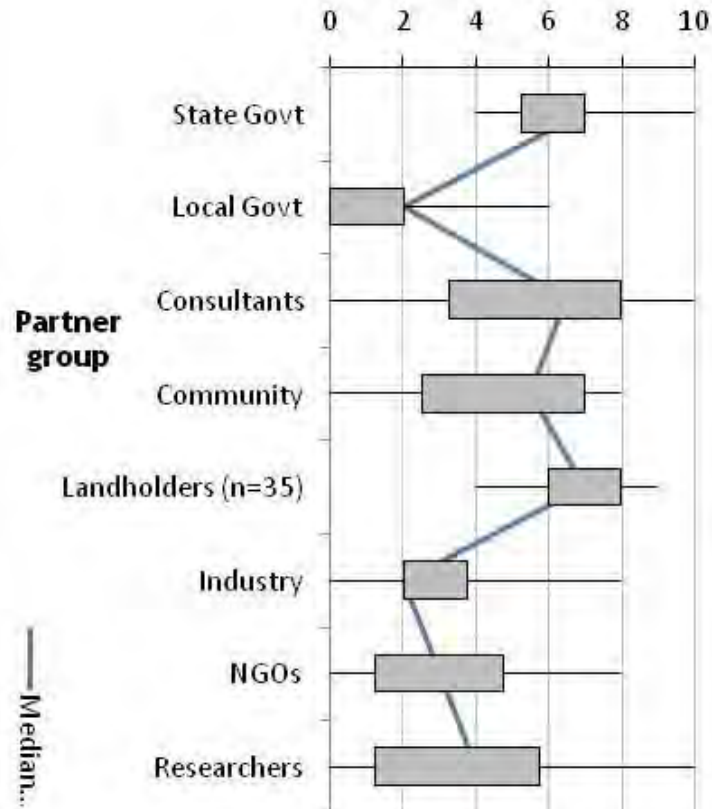
Lucy Richardson, Postgraduate Research Student



The Findings: Statutory status

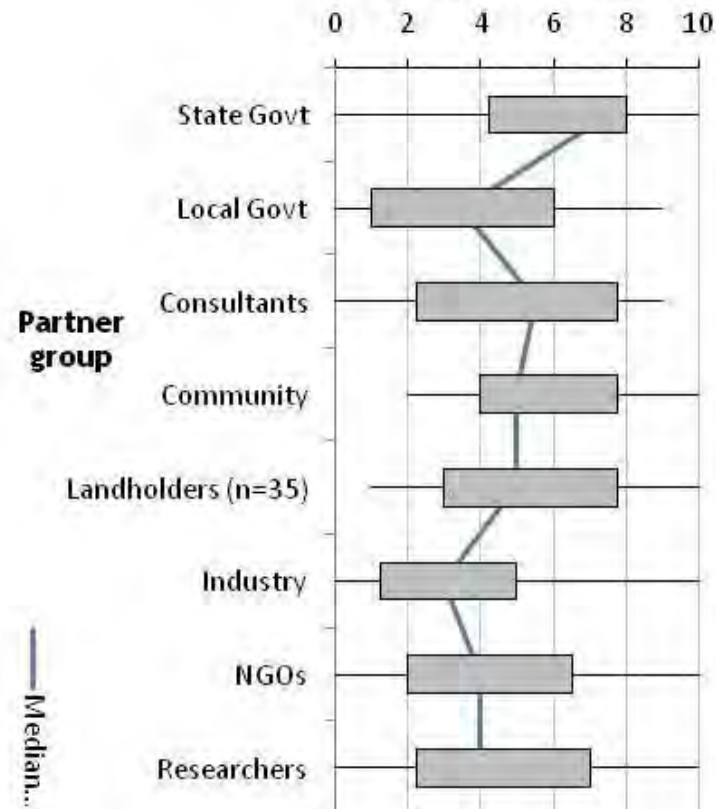
Statutory Regional Body Partnerships

Involvement score
(0 = Nil, 10 = Very Satisfied)

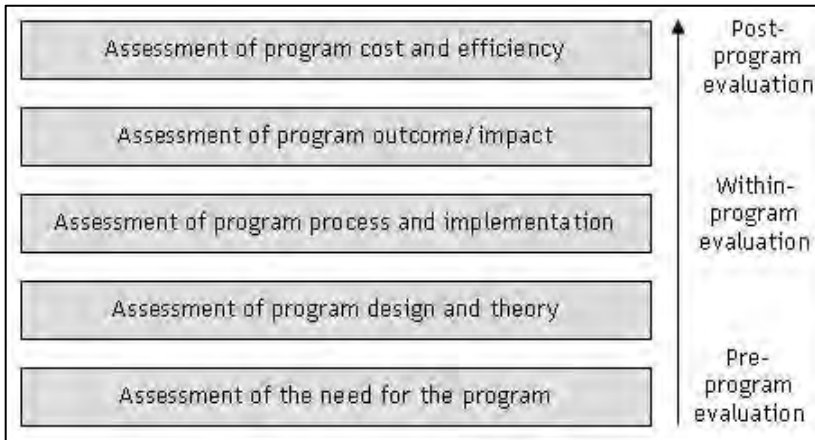


Non-Statutory Regional Body Partnerships

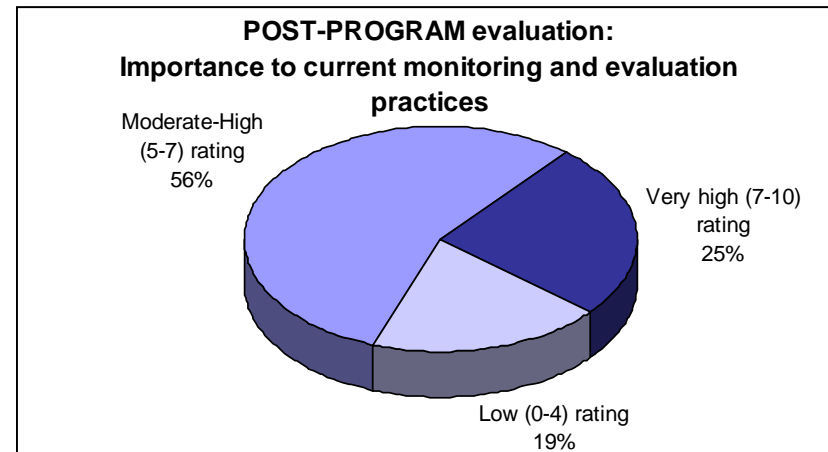
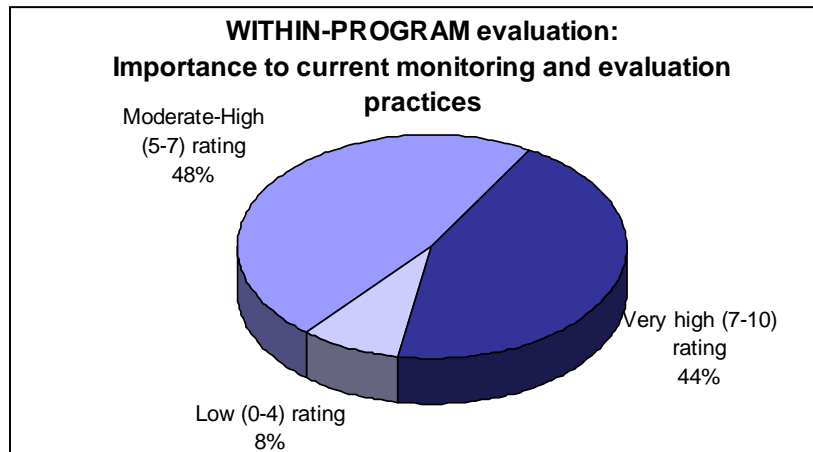
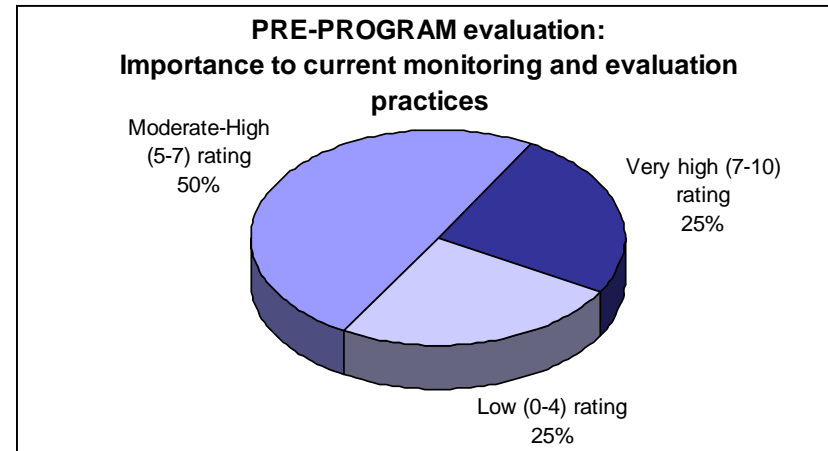
Involvement score
(0 = Nil, 10 = Very Satisfied)



The Findings: Evaluation Hierarchy Alignment

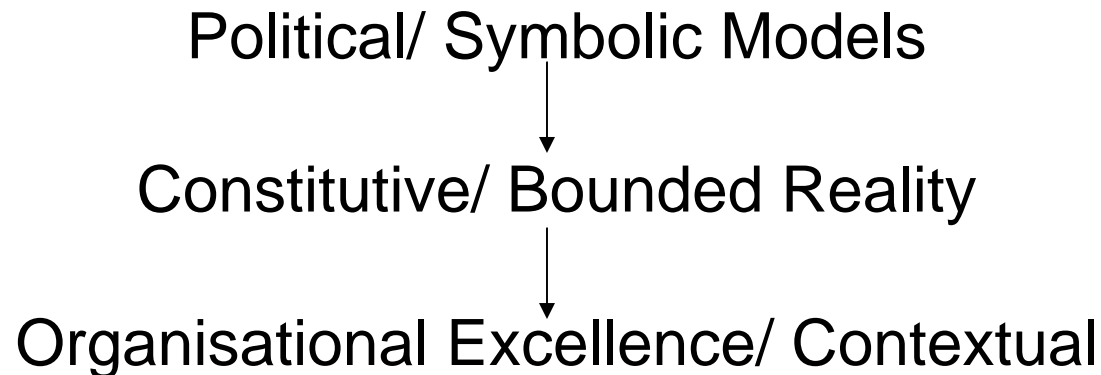


Source: based on Rossi, Lipsey and Freeman (cited in Sharp 2005, p28)



The Findings: Evaluation Culture

Expected Vs Actual Evaluation Model



The Findings: Evaluation Culture

Proportion of regional bodies

Note: Models as discussed by Osborne et al. (1995)

		<u>Actual</u> Evaluation Model		
		Increasing level of evaluation →		
		Political/ Symbolic	Constitutive/ Bounded Reality	Organisational Excellence/ Contextual
<u>Expected</u> Evaluation Model	Political/ Symbolic	6%	3%	6%
	Constitutive/ Bounded Reality	14%	11%	14%
	Organisational Excellence/ Contextual	11%	11%	25%

Increasing level of evaluation ↓

An evaluation of evaluation: NRM industry learnings

- 45% adoption of high level evaluation
- Mismatch between expected and actual
- Economics and impact isolation are common issue areas
- Few differences related to statutory status


An evaluation of evaluation: Evaluation learnings

- Unacknowledged assumptions
- Survey response management
- Statistics causality
- Influence of perception

What next for the research?

- Survey report to participants
- Considering interviews - the 'Why?'

What next for the Regions?



Lucy Richardson, Postgraduate Research Student

What next for the Regions?

- Still have natural resources to manage
- Still need to evaluate to know where we're going
- Uncertain what the new government plans for us and for the environment
- We hope it will have regional relevance and won't focus on camels and cane toads ...